



# GCL-M6/60G

HIGH EFFICIENCY DUAL  
GLASS MONOCRYSTALLINE MODULE

GCL-M6/60G 270-285 Watt

**285<sup>W</sup>**

MAXIMUM POWER OUTPUT

**17.3%**

MAXIMUM MODULE EFFICIENCY

**0~+5<sup>W</sup>**

POWER OUTPUT GUARANTEE

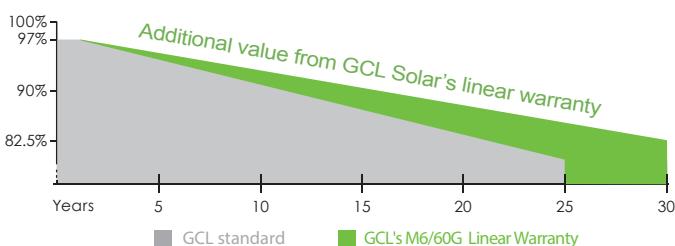
## Trust GCL to Deliver Reliable Performance Over Time

- World-class manufacturer of crystalline silicon photovoltaic modules
- Fully automatic facility and world-class technology
- Rigorous quality control to meet the highest standard: ISO9001:2008, ISO 14001: 2004 and OHSAS: 18001 2007
- Tested for harsh environments (salt mist, ammonia corrosion and sand blowing test: IEC 61701, IEC 62716, DIN EN 60068-2-68)
- Long term reliability tests
- 2\*100% EL inspection ensuring defect-free modules

## LINEAR PERFORMANCE WARRANTY

10 YEARS PRODUCT WARRANTY

30 LINEAR POWER WARRANTY



Ideal choice for large scale ground installation



Increased module robustness to minimize micro cracks



PID and snail trails free



Additional safety, Fire class A certified



Withstand up to 1500V system voltage, effectively reduce BOS cost



Highly resistant to sand, acid, and alkali

Additional insurance backed by Swiss RE



Bringing Green Power to Life

# GCL-M6/60G

HIGH EFFICIENCY DUAL GLASS MONOCRYSTALLINE MODULE

## ELECTRICAL SPECIFICATION (STC)

Peak Power Watts	Pm(W)	270	275	280	285
Power Output Tolerance	Pm(W)	0~+5			
Maximum Power Voltage	Vm(V)	31.2	31.4	31.6	31.8
Maximum Power Current	Im(A)	8.65	8.76	8.86	8.96
Open Circuit Voltage	Voc(V)	38.3	38.5	38.7	38.9
Short Circuit Current	Isc(A)	9.29	9.38	9.46	9.54
Module Efficiency	(%)	16.4	16.7	17.0	17.3

Values at Standard Test Conditions STC (Air Mass AM1.5, Irradiance 1000W/m<sup>2</sup>, Cell Temperature 25° C).

## ELECTRICAL DATA (NOCT)

Maximum Power	Pm(W)	198.4	201.9	205.2	208.5
Maximum Power Voltage	Vm(V)	28.5	28.8	29.1	29.4
Maximum Power Current	Im(A)	6.96	7.01	7.05	7.09
Open Circuit Voltage	Voc(V)	34.9	35.1	35.3	35.5
Short Circuit Current	Isc(A)	7.43	7.52	7.61	7.68

NOCT: Irradiance at 800W/m<sup>2</sup>, Ambient Temperature 20° C, Wind Speed 1m/s.

## MECHANICAL DATA

Solar Cells	Mono 156×156mm (6 inches)
Cell Orientation	60 Cells (6×10)
Module Dimensions	1658×992×6mm (64.56 × 39.05 × 1.57 inches)
Weight	23kg
Front Side Glass	High transparency solar glass 2.5mm (0.13 inches)
Back Side Glass	Float solar glass 2.5mm (0.13 inches)
J-Box	IP67 Rated
Cables	4.0mm <sup>2</sup> (0.006 inches <sup>2</sup> ), length of '+':225mm,length of '-':75mm
Connector	Original MC4 or Compatible
Wind Load/ Snow Load	2400Pa/5400Pa*

\*For more details please check the installation manual of GCLSI

## TEMPERATURE RATINGS

Nominal Operating Cell Temperature (NOCT)	45±2°C
Temperature Coefficient of P <sub>MAX</sub>	-0.42% /°C
Temperature Coefficient of V <sub>OC</sub>	-0.31% /°C
Temperature Coefficient of I <sub>SC</sub>	0.04% /°C

## MAXIMUM RATINGS

Operational Temperature	-40~+85°C
Maximum System Voltage	1500V DC(IEC)
Max Series Fuse Rating	15A

## WARRANTY

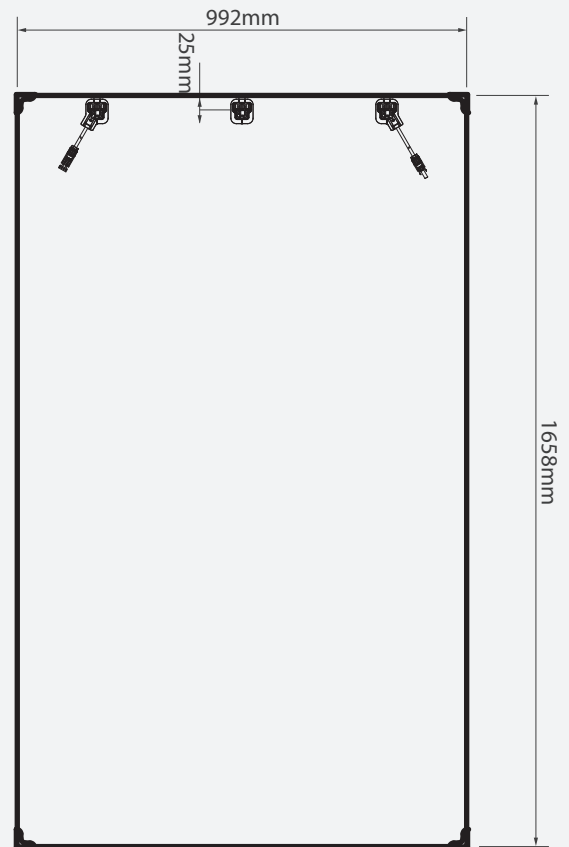
10 years Product Workmanship Warranty
30 years linear Power Warranty

(Please refer to GCL standard warranty for details)

## PACKAGING CONFIGURATION

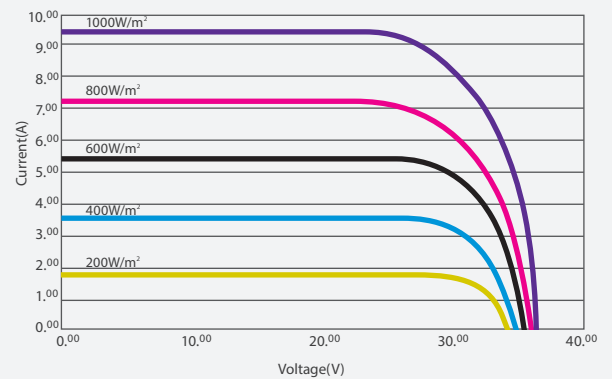
Modules per box: 33 pieces
Modules per 40' container: 858 pieces

## MODULE DIMENSION



Back View

## I-V CURVES OF MODULE (270W)



Excellent performance under weak light conditions: at an irradiance intensity of 200W/m<sup>2</sup> W/m(AM 1.5, 25° C), 96.5% or higher of the STC efficiency (1000 W/m<sup>2</sup>) is achieved



Bringing Green Power to Life  
<http://en.gclsi.com>

GCL-EN-M6/60G-2016-V1.0

CAUTION: READ INSTALLATION MANUAL BEFORE USING THE PRODUCT

©2015 GCL System Intergration Technology Co., Ltd. All rights reserved. Specifications included in this datasheet are subject to change without notice.