



GCL-P6/60

HIGH EFFICIENCY
MULTICRYSTALLINE MODULE

GCL-P6/60 260-275 Watt

275^W

MAXIMUM POWER OUTPUT

16.9%

MAXIMUM MODULE EFFICIENCY

0~+5^W

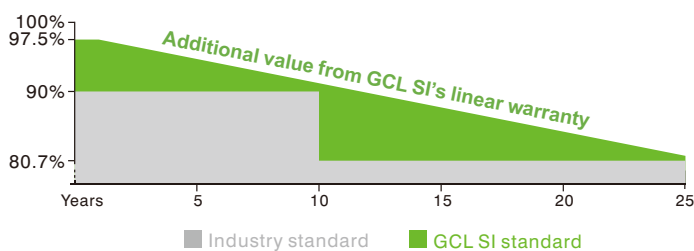
POWER OUTPUT GUARANTEE

Trust GCL to Deliver Reliable Performance Over Time

- World-class manufacturer of crystalline silicon photovoltaic modules
- Fully automatic facility and world-class technology
- Rigorous quality control to meet the highest standard:
ISO9001:2008, ISO 14001: 2004 and OHSAS: 18001 2007
- Tested for harsh environments (salt mist, ammonia corrosion and sand blowing test: IEC 61701, IEC 62716, DIN EN 60068-2- 68)
- Long term reliability tests
- 2*100% EL inspection ensuring defect-free modules

LINEAR PERFORMANCE WARRANTY

10 Years Product Warranty 25 Years Linear Power Warranty



High conversion efficiency due to top quality wafer and advanced cell technology



Selected encapsulating material and stringent production process control ensure product highly PID resistant and snail trails free



Passed sand blowing test, salt mist test and ammonia test; flexible for harsh environments



Optimized system performance by module level current sorting



Special cell process ensures great performance in low irradiance environment



Additional yield and easy maintenance with high transparent self-cleaning glass

Additional insurance backed by Swiss RE



According to UL 1703



Bringing Green Power to Life

GCL-P6/60

HIGH EFFICIENCY MULTICRYSTALLINE MODULE

ELECTRICAL SPECIFICATION (STC)

TYPE (STC)	GCL-P6/60 260	GCL-P6/60 265	GCL-P6/60 270	GCL-P6/60 275
Maximum Power P _{max} (W)	260	265	270	275
Maximum Power Voltage V _m (V)	30.8	31	31.2	31.4
Maximum Power Current I _m (A)	8.44	8.55	8.65	8.76
Open Circuit Voltage V _{oc} (V)	37.9	38.1	38.3	38.5
Short Circuit Current I _{sc} (A)	9.09	9.2	9.29	9.38
Module Efficiency (%)	16.0	16.3	16.6	16.9
Power Output Tolerance P _m (W)	0~+5			

Values at Standard Test Conditions STC (Air Mass AM1.5, Irradiance 1000W/m², Cell Temperature 25°C).

ELECTRICAL DATA (NOCT)

	GCL-P6/60 260	GCL-P6/60 265	GCL-P6/60 270	GCL-P6/60 275
Maximum Power P _{max} (W)	190.02	193.91	197.82	200.36
Maximum Power Voltage V _m (V)	27.7	27.9	28.1	28.3
Maximum Power Current I _m (A)	6.86	6.95	7.04	7.08
Open Circuit Voltage V _{oc} (V)	35.3	35.5	35.7	35.9
Short Circuit Current I _{sc} (A)	7.37	7.45	7.55	7.62

NOCT: Irradiance at 800W/m², Ambient Temperature 20°C, Wind Speed 1m/s.

MECHANICAL DATA

Solar Cells	Poly 156×156mm (6 inches)
Cell Orientation	60 Cells (6×10)
Module Dimensions	1640×992×35mm (64.56 × 39.05 × 1.38 inches)
Weight	18.1kg
Glass	High transparency solar glass 3.2mm (0.13 inches)
Backsheet	White
Frame	Silver, anodized aluminium alloy
J-Box	IP67 Rated
Cables	4.0mm ² (0.006 inches ²), 900mm (35.4 inches)
Connector	Original MC4 or Compatible
Wind Load/ Snow Load	2400Pa/5400Pa*

*For more details please check the installation manual of GCLSI

TEMPERATURE RATINGS

Nominal Operating Cell Temperature (NOCT)	45 ± 2°C
Temperature Coefficient of P _{MAX}	-0.41%/°C
Temperature Coefficient of V _{oc}	-0.32%/°C
Temperature Coefficient of I _{sc}	+0.055%/°C

MAXIMUM RATINGS

Operational Temperature	-40~+85°C
Maximum System Voltage	1000V DC (IEC)
Max Series Fuse Rating	15A

WARRANTY

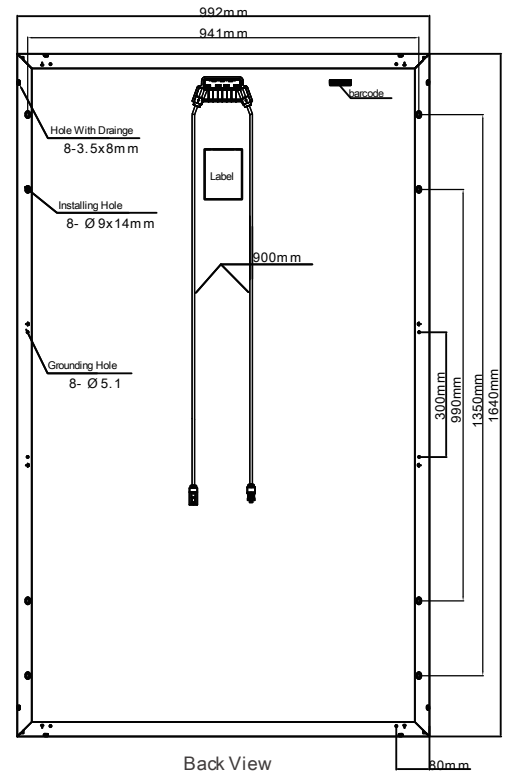
- 10 years Product Workmanship Warranty
- 25 years Linear Power Warranty

(Please refer to GCL standard warranty for details)

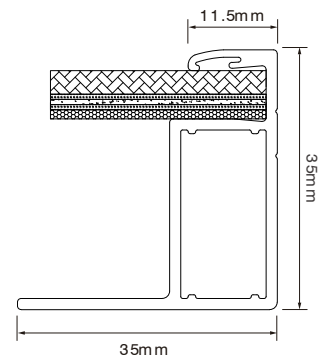
PACKAGING CONFIGURATION

- Modules per box: 31 pieces
- Modules per 40'HD container: 868pieces

MODULE DIMENSION

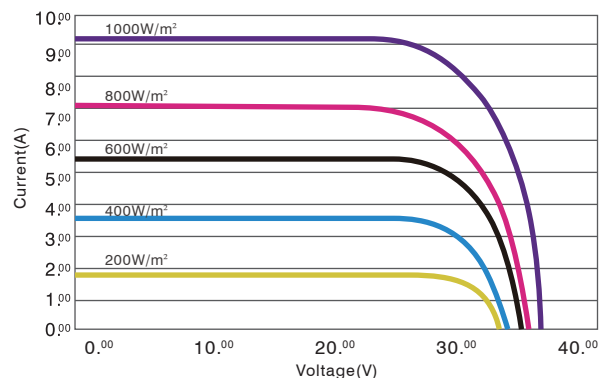


Back View



A-A

I-V CURVES OF MODULE(260W)



Excellent performance under weak light conditions: at an irradiance intensity of 200W/m² W/m (AM 1.5, 25 °C), 96.5% or higher of the STC efficiency (1000 W/m²) is achieved



Bringing Green Power to Life

<http://en.gclsi.com>

GCL-EN-P6/60-2016-V2.0

CAUTION: READ INSTALLATION MANUAL BEFORE USING THE PRODUCT

©2016 GCL System Intergration Technology Co., Ltd. All rights reserved. Specifications included in this datasheet are subject to change without notice.